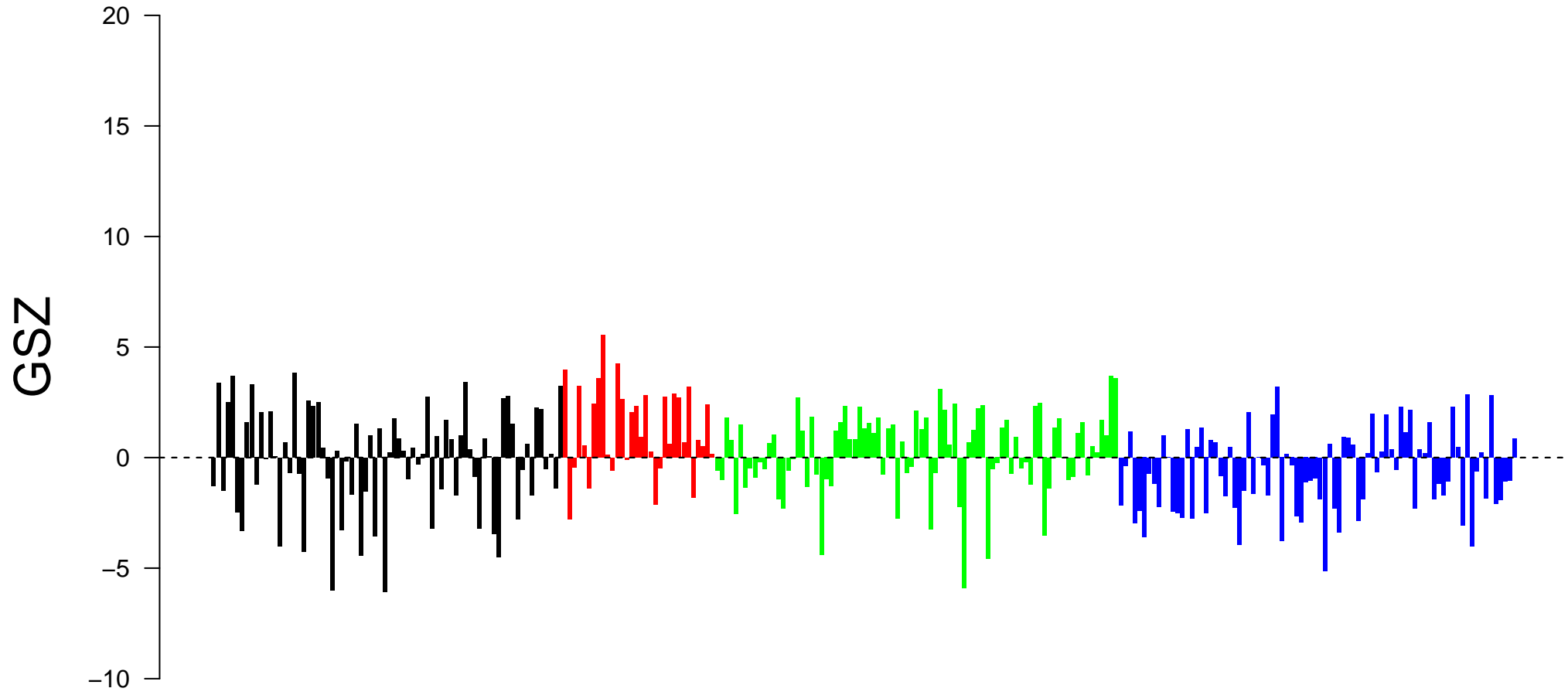
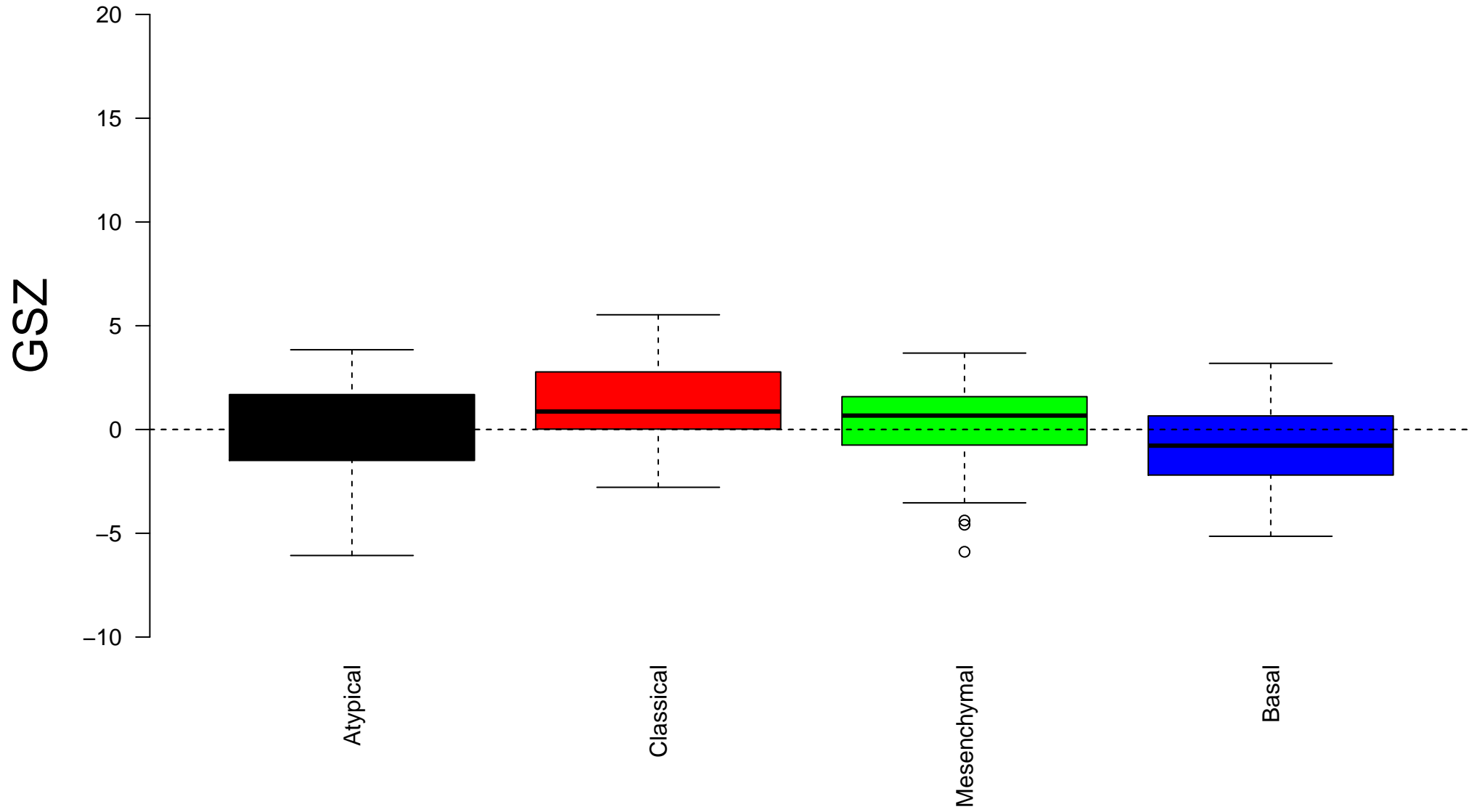


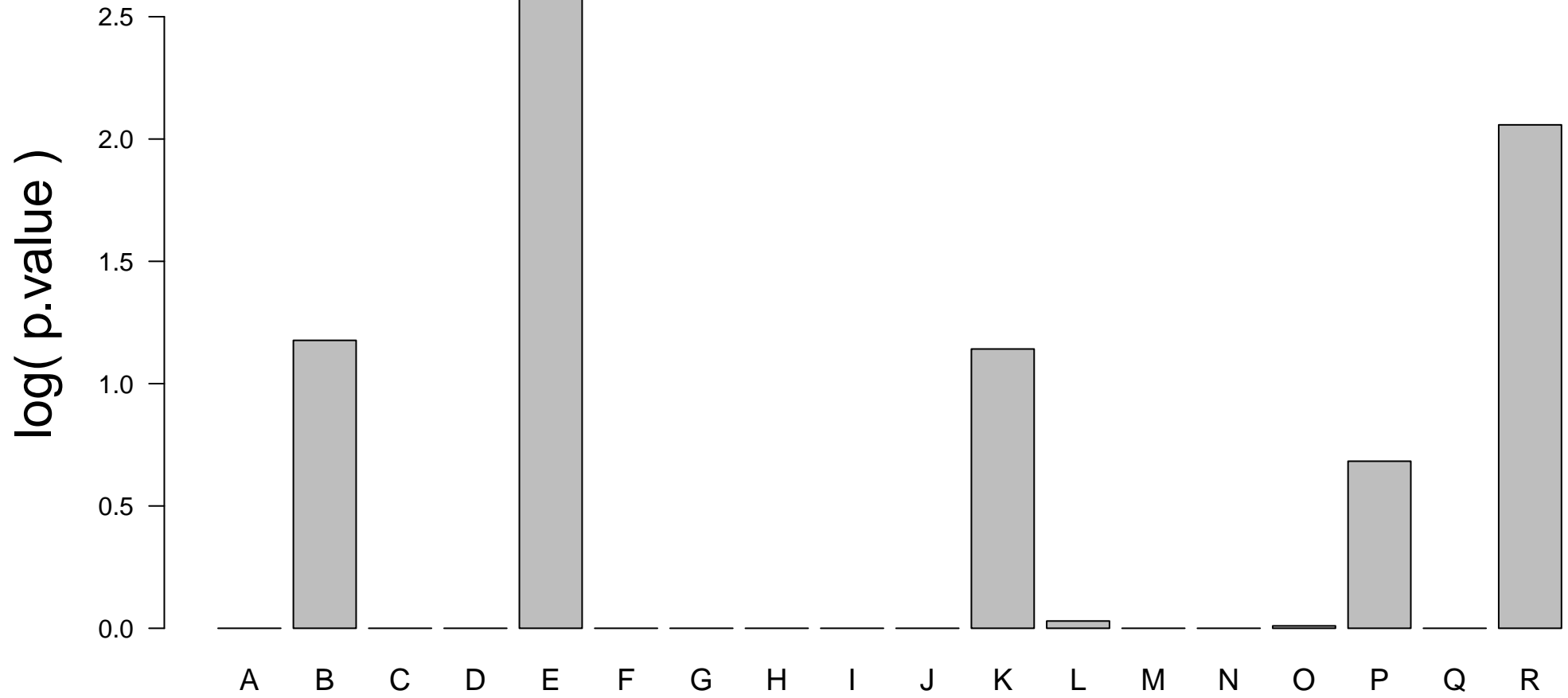
hsa-miR-1272



hsa-miR-1272



Enrichment in spots: hsa-miR-1272



Expression of hsa-miR-1272 in Spot A

Δe

1.0

0.5

0.0

-0.5

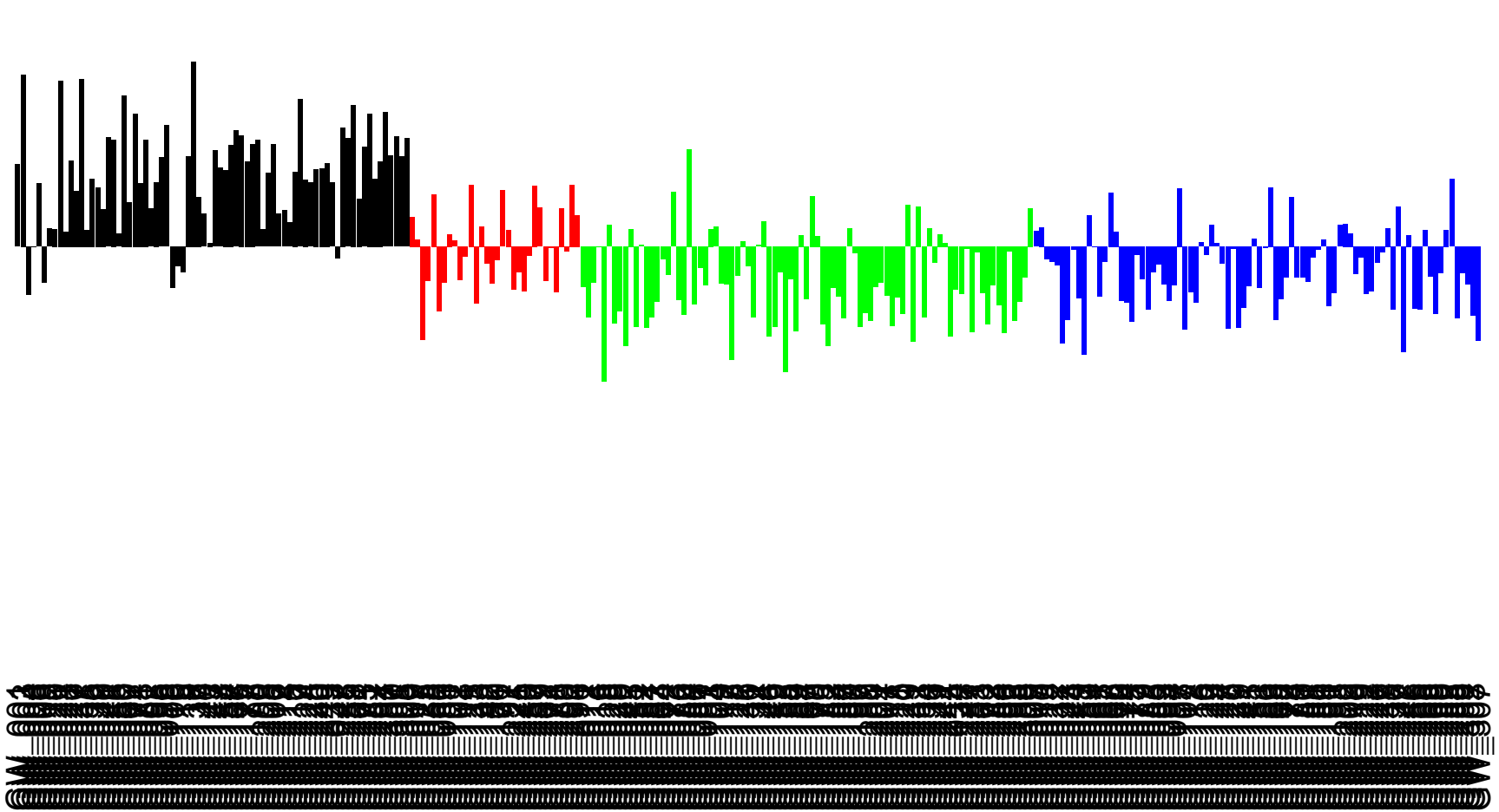

-1.0

-1.5



Expression of hsa-miR-1272 in Spot B

Δe



Expression of hsa-miR-1272 in Spot C

Δe

1.0

0.5

0.0

-0.5

-1.0

-1.5



Expression of hsa-miR-1272 in Spot D

Δe

1.0
0.5
0.0
-0.5
-1.0
-1.5



Expression of hsa-miR-1272 in Spot E

Δe

1.0
0.5
0.0
-0.5
-1.0
-1.5



Expression of hsa-miR-1272 in Spot F

Δe

1.0

0.5

0.0

-0.5

-1.0

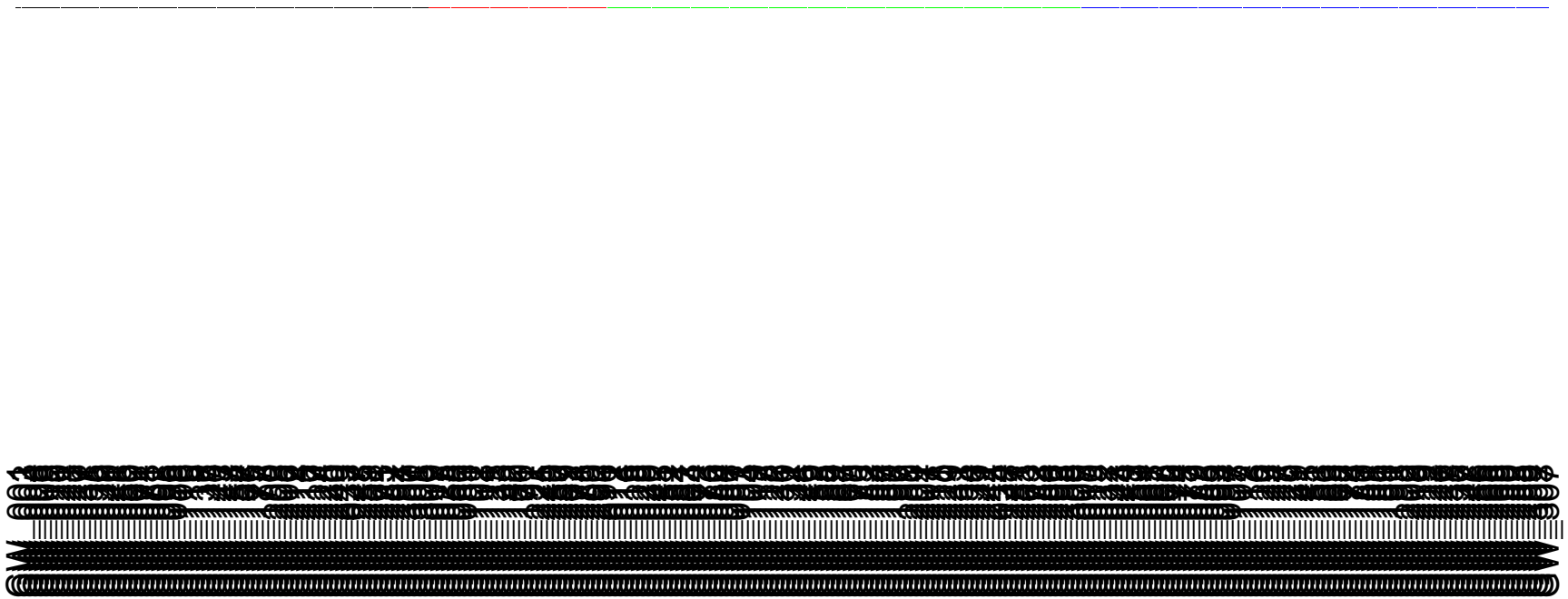
-1.5



Expression of hsa-miR-1272 in Spot G

Δe


1.0
0.5
0.0
-0.5
-1.0
-1.5



Expression of hsa-miR-1272 in Spot H

Δe

1.0
0.5
0.0
-0.5
-1.0
-1.5



Expression of hsa-miR-1272 in Spot I

Δe

1.0

0.5

0.0

-0.5

-1.0


-1.5



Expression of hsa-miR-1272 in Spot J

Δe

1.0
0.5
0.0
-0.5
-1.0
-1.5



Expression of hsa-miR-1272 in Spot K

Δe

1.0
0.5
0.0
-0.5
-1.0
-1.5



Expression of hsa-miR-1272 in Spot L

Δe


1.0
0.5
0.0
-0.5
-1.0
-1.5



Expression of hsa-miR-1272 in Spot M

Δe

1.0
0.5
0.0
-0.5
-1.0
-1.5



Expression of hsa-miR-1272 in Spot N

Δe

1.0

0.5

0.0

-0.5

-1.0

-1.5



Expression of hsa-miR-1272 in Spot O


Δe

1.0
0.5
0.0
-0.5
-1.0
-1.5



Expression of hsa-miR-1272 in Spot P


Δe



Expression of hsa-miR-1272 in Spot Q

Δe

1.0
0.5
0.0
-0.5
-1.0
-1.5



Expression of hsa-miR-1272 in Spot R

Δe

1.0
0.5
0.0
-0.5
-1.0
-1.5

